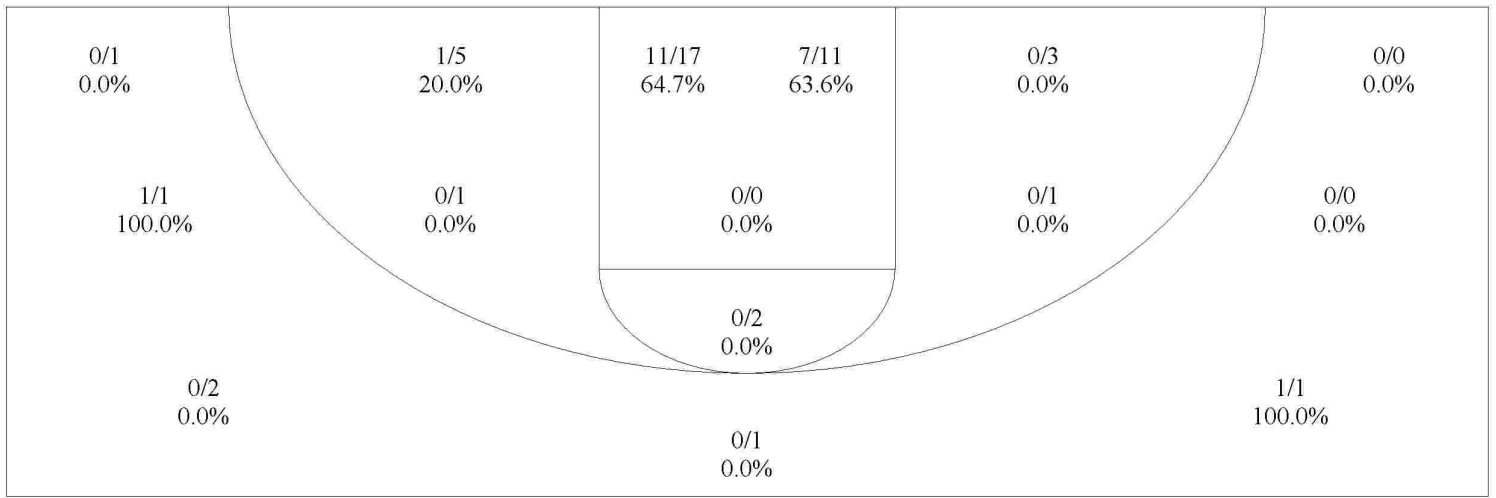


2005 AHSAA State Basketball Championships - TEAM SHOT CHART for the Mars Hill Panthers

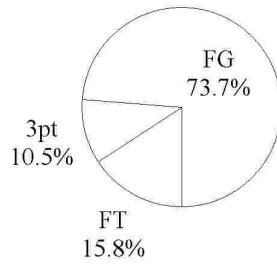
Samson Tigers vs. Mars Hill Panthers

DATE: 03/03/2005 TIME: 4:00 SITE: BJCC

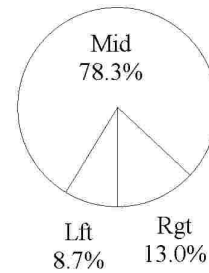


Shot Summary	M/A	%	PTS
3Pt FG	2/6	33.3%	6
2Pt FG	21/42	50.0%	42
Layups - L	0/0	0.0%	0
Layups - R	2/2	100.0%	4
Dunks	0/0	0.0%	0
Putbacks	0/0	0.0%	0
Overall Shooting	23/48	47.9%	48
Free Throws	9/18	50.0%	9
Total Points			57

Scoring Distribution




Scoring Locations



By Period	FG	FGA	FG%	3Pt	3PA	3P%	FT	FTA	FT%	PTS	ORB	DRB	TR	PF	AST	TO	BS	ST	P/S
1st Period	8	14	57.1	0	0	0.00	1	2	50.0	17	2	7	9	6	5	4	0	3	1.13
2nd Period	3	13	23.1	1	5	20.0	3	6	50.0	10	5	6	11	3	1	5	1	2	0.63
3rd Period	6	11	54.5	1	1	100	0	0	0.00	13	3	5	8	3	5	2	0	2	1.18
4th Period	6	10	60.0	0	0	0.00	5	10	50.0	17	4	3	7	7	3	5	1	1	1.13
Game	23	48	47.9	2	6	33.3	9	18	50.0	57	14	21	35	19	14	16	2	8	1.00

Scoring Breakdown



Scoring Range

